

# ASSEMBLY INSTRUCTIONS

DESCRIPTION :- KAYAKALP COFFEE TABLE

0.25 HOURS

APPROXIMATE ASSEMBLY TIME

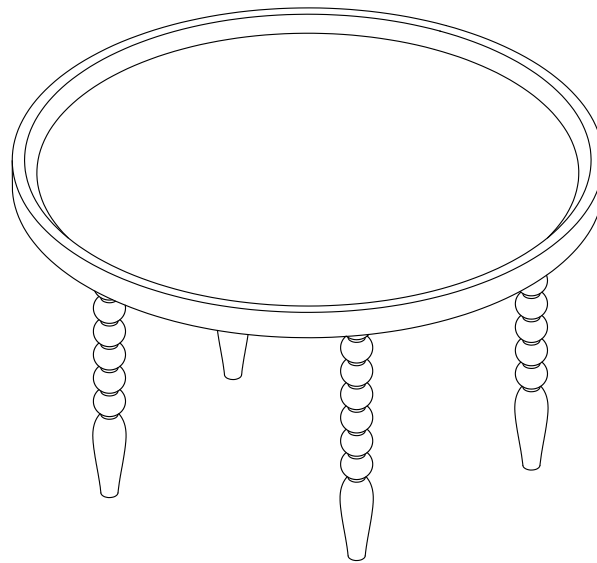


1 PERSON ASSEMBLY

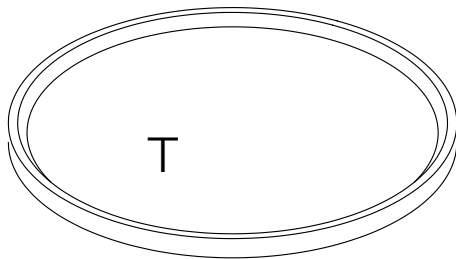


CEILING HEIGHT  
1.5 M

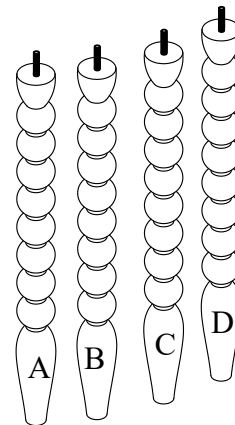
REQUIRED ASSEMBLY SPACE



## PARTS



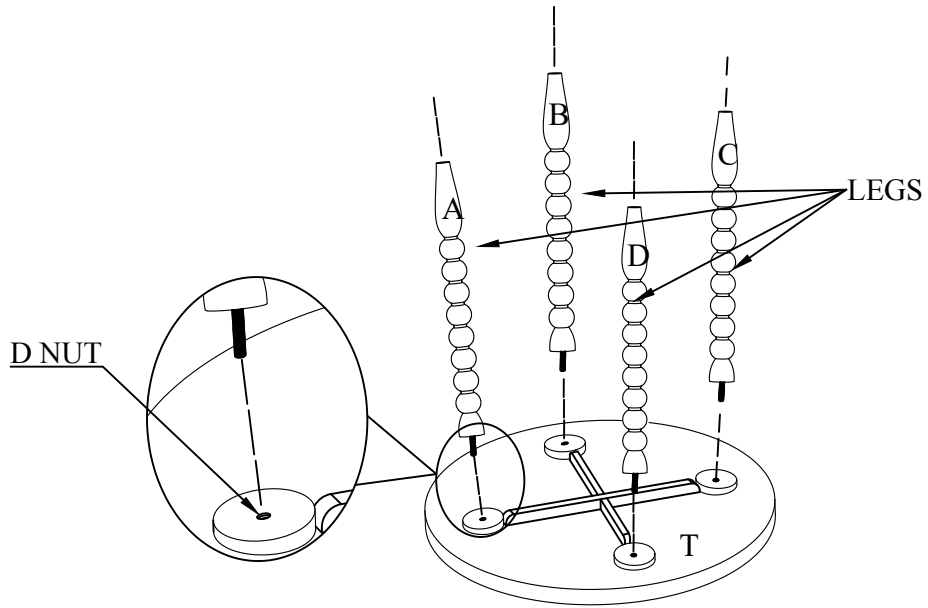
TOP PANEL :- 1 Piece



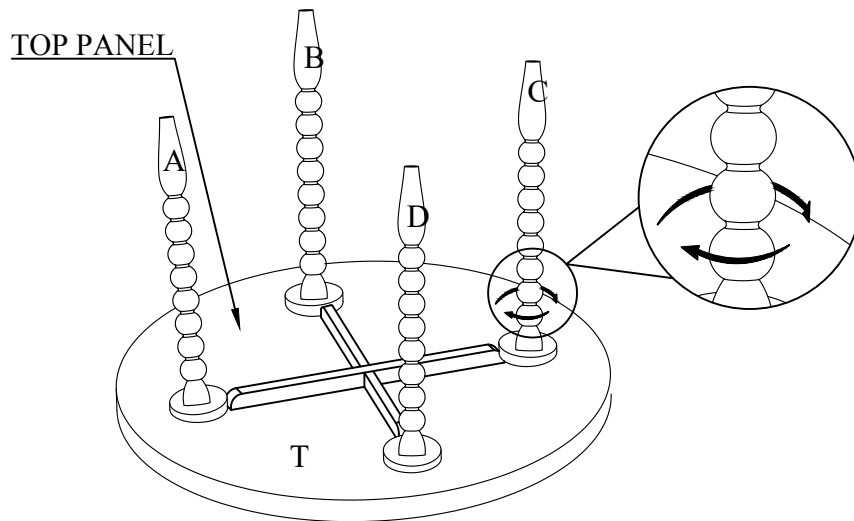
LEGS :- 4 Pieces

PAGE 1/3

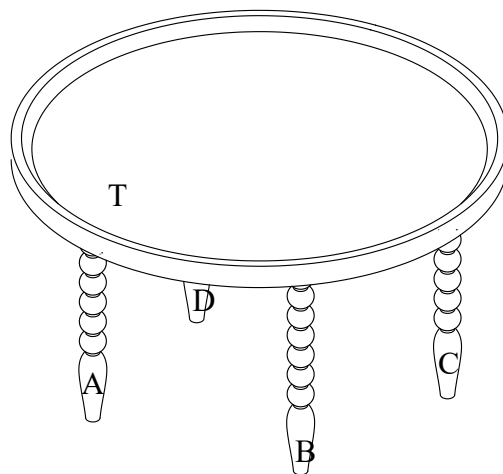
STEP -1



















STEP -2



FINAL PRODUCT



# Care & Maintenance

-   ● Do not put hot items directly on furniture surface.
-   ● Do not clean furniture with harsh cleansers or polish.
-   ● Do not place furniture in direct sunlight.
-   ● Do not place furniture near heating or cooling vents.
-   ● Do not write on furniture without a padded barrier to protect the surface.
-   ● Do not place furniture outside. For indoor use only.
-   ● Dust and pick-up spills using a clean, non-colored, lint-free cloth.
-   ● Stains may be removed with mild soap solution and damp cloth.